


Ülle Kurm \* Ene Soolepp

# I Love English

Workbook

3

**11** Kuula ja kirjuta pildil olevate laste nimed õigesse kohta.



**12** Kirjuta pildi kohta vastustega sobivad küsimused.

1 What is Linnea's sister's name?

Her name is Leah.

2 Who .....

Mauno has.

3 Where .....

He's behind Natasha.

4 .....

Vincent is.

5 .....

No, she isn't.

6 .....

Yes, they are.

**13** Kirjelda pilti harjutusest 11. (8 lauset)

The picture shows ...

There are ...

children / boys / girls

in the picture

is / are sitting

is / are standing

the tallest boy

is from Norway / Sweden / Finland / Russia

next to / between / behind

.....

.....

.....

.....

.....

.....





.....

.....

.....

.....

**1** Kirjuta sõnad. Ühenda joonega pakend ja sobiv konteiner.



**2** Paranda vastustes kolm viga. Kirjuta küsimustele sobiv vastus. Kuula ja kontrolli.



A relative.

Because I sow him.

He just stared.


About five minutes ago.

By the riveside.

To French.

- 1 Why did you stop? .....
- 2 Where did you stop? .....
- 3 Who did you see? .....
- 4 Where did they go? .....
- 5 What did he say? .....
- 6 When did he go? .....

- 1 Lisa riided olid igal pool laiali. ....
- 2 Mu vend ei ole just maailma kõige korralikum inimene.  
.....
- 3 Minu riidekapis pole ruumi. ....
- 4 Miks sa jõllitad? .....
- 5 Tule juba. ....
- 6 Me sorteerime ümbertöötlemiseks klaasi ja paberit.  
.....
- 7 Mu tuba oli segamini. ....
- 8 Põrandal oli suur hunnik raamatuid.  
.....



## b Kuula uuesti ja kirjuta lünka sobivad sõnad.

- 1 Mrs ..... runs a flower shop. It's called .....
- 2 The language school is called .....
- 3 There is a postbox in front of .....
- 4 There are lots of students from ..... in the school at the moment.

## 9 Kirjuta teadetele sobivad sõnaühendid.

can clean the kitchen

See you

to the cinema

to clean the kitchen

take the rubbish out

The film ends

Mum,  
 Sorry, I didn't .....  
 .....  
 It's Molly's turn .....  
 ..... today.  
 ..... at 8.30.  
 Ken

Mum,  
 I'm off .....  
 with Kate. I hope Ken .....  
 .....  
 ..... after 9 o'clock.  
 Molly

## 10 Kirjuta oma teade.

off to the park

didn't wash up

see you

.....,  
 .....  
 .....  
 .....

3 a Kirjuta tegusõnad *-ing* lõpuga.

|        |               |       |               |      |                 |
|--------|---------------|-------|---------------|------|-----------------|
| eat    | <i>eating</i> | move  | <i>moving</i> | knit | <i>knitting</i> |
| tell   | .....         | have  | .....         | hum  | .....           |
| teach  | .....         | write | .....         | hug  | .....           |
| play   | .....         | come  | .....         | run  | .....           |
| say    | .....         | give  | .....         | cut  | .....           |
| hoover | .....         | make  | .....         | put  | .....           |

b Kirjuta lünka sobiv tegusõna *-ing* lõpuga osast a.

- 1 Zoe is bored with ..... her hair in plaits.
- 2 Philip stopped ..... sweets when he fell ill two years ago.
- 3 She gave me some first tips for ..... the piano.
- 4 Granny enjoys ..... us old-time stories.
- 5 Dad says that ..... a coffee shop is hard work.
- 6 Do you enjoy ..... your own birthday and Christmas cards?
- 7 Sam finished ..... and put the pen in the pencil case.
- 8 Simon left without ..... goodbye.
- 9 Mum told Robert to finish ..... his bedroom.

## 4 Kirjuta lünka sobiv vorm tegusõnast LIKE (meeldima).

like

don't like

likes

doesn't like

- 1 I ..... learning languages.
- 2 Most of the students in my class ..... to speak English.
- 3 Our English teacher ..... to give us good marks.
- 4 My sister ..... to learn some new words every day.
- 5 Mum and Dad ..... to help me with my homework.
- 6 My friend ..... doing crosswords.

## 5 Sobita küsimused vastustega. Kirjuta ainult täht A või B.

A What's he / she like?

B What does he / she look like?

- 1 **A** ..... – She's like her mum. They are both cheerful and friendly.
- 2 ..... – She's helpful and kind.
- 3 ..... – He's thin and tall. He always wears the same clothes.
- 4 ..... – He's got short curly hair and brown eyes.
- 5 ..... – He's got strong shoulders and arms. He's good at swimming.
- 6 ..... – She's very quiet. She never talks much.
- 7 ..... – She's different from me. I'm freckled but she's not.
- 8 ..... – He's like me. We're both noisy and we sometimes fool around.

## 6 Kirjuta vastusega sobiv küsimus.

Do you look like your brother?

Do you like winter?

What does your new friend look like?

Does your sister look like you?

What's your brother like?

Do you like this picture?

Does your granny like living in the town?

Is your brother like you?

1 .....

No, she doesn't. She's blonde, but my hair is dark.

2 .....

He's very cheerful. He can make everybody laugh.

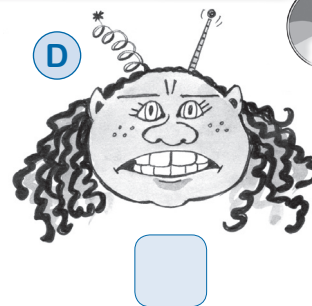
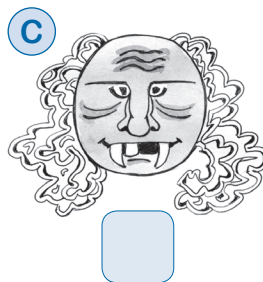
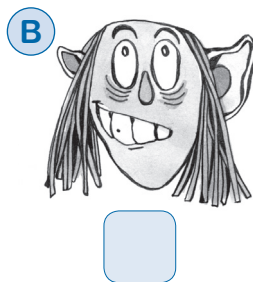
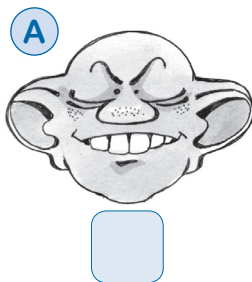
3 .....

Yes, I do. I'd like to put it on my bedroom wall.

4 .....

Yes, I do. We are freckled and we both wear glasses.

9 a Kuula teksti ja järjestä maskid nii, kuidas lapsed neid tutvustavad.



b Kuula uuesti. Kirjuta lünka maski nimi.

Andy

Cosmo

Roberto

Zida

1 Evelyn's mask is called .....

3 Sally's mask is called .....

2 Ryan's mask is called .....

4 Oliver's mask is called .....

c Kuula uuesti. Kirjuta lünka sobiv maski nimi.

1 ..... loves to talk.

5 ..... has hair like clouds.

2 ..... can stop emails.

6 ..... often talks on the mobile.

3 ..... doesn't like music.

7 ..... can't see well.

4 ..... has got two big fangs.

8 ..... 's one front top tooth is missing.

10

a Kirjelda kahte maski harjutusest 9. (2 x 3 lauset) Milline neist on kõige hirmutavam (the scariest) või ohtlikum (the most dangerous)?

.....

.....

.....

.....

.....

.....

.....



b Joonista oma Halloween'i mask ja pane sellele nimi.



## 1 Tõlgi küsimused ja kirjuta need sobiva pildi alla.

- 1 Mida me mängime?
- 2 Kuhu me lähme?
- 3 Mida me ostame?

- 4 Mida ma selga panen?
- 5 Millal me lendame?
- 6 Mida me harjutame?



1 a Moodusta ja kirjuta sõnaühendid sobiva pildi alla.

skiing

carrot

craft

chewing

face

charity

stall


holiday

painting

fair

gum

cakes



b Kirjuta lünka sobiv sõnaühend osast a.

- 1 Almost everybody made some funny cards at the .....
- 2 A pack of ..... for me, please.
- 3 How much are the .....? They look so yummy.
- 4 Don't use glitter for ..... It is hard to wash off.
- 5 This year's ..... takes place on the 5th of December.
- 6 We're going to Finland for our .....



**2** Kirjuta sõnad sobivasse tulpa. Kuula ja kontrolli.

- airbed
- bait
- both
- buy
- dare
- dice
- ghost
- fair
- famous
- lie
- pear
- pole
- right
- road
- save
- sleigh
- social
- stare
- take
- tight

| [əʊ]  | [eə]  | [ei]  | [aɪ]  |
|-------|-------|-------|-------|
| ..... | ..... | ..... | ..... |
| ..... | ..... | ..... | ..... |
| ..... | ..... | ..... | ..... |
| ..... | ..... | ..... | ..... |
| ..... | ..... | ..... | ..... |

**3** Kirjuta lünka sobiv sõnaühend.  
Kirjuta, mida lapsed ja nende pereliikmed kavatsesvad jõululaadaks teha.

- is / are going to*    bring    decorate    dress up    make    show    teach

- 1 Ellie's granny ..... some chocolate biscuits for the cake stall.
- 2 Alyssa's mum ..... some prizes for the raffle.
- 3 Ken's aunt ..... how to wrap up presents.
- 4 Nelly and her mum ..... the school hall.
- 5 Jim's mum and dad ..... stuff for the craft stall.
- 6 Andrew and his dad ..... how to use old Christmas cards.
- 7 Lisa and her parents ..... some fancy stockings.
- 8 Julia's grandad ..... as Father Christmas.

**11** a Kuula teksti ja sobita lause algus ja lõpp.



|                                  |                         |
|----------------------------------|-------------------------|
| 1 Carol is going to have a party | bring some decorations. |
| 2 David's party starts           | play games.             |
| 3 Carol's friends are going to   | in December.            |
| 4 David's friends are going to   | at 2 p.m.               |

**b** Kuula uuesti ja kirjuta kutsed.

It starts at ...

Don't forget to bring ...

Bring ...


Hope you can ....

Dear Becky,  
 Please come to my Christmas party on  
 ..... December. ....  
 .....  
 .....  
 .....

Dear Jack,  
 I'm going to have a .....  
 for my friends on .....  
 .....  
 .....  
 .....

**12** Joonista ja kirjuta oma sünnipäevakutse.

1 Loe plakatit. Vali ja kirjuta küsimustele sobivad vastused.



## Free drawing lessons

**For ages 10–14**  
**On every third Saturday of the month**  
**3 p.m. – 5 p.m.**  
**Starting in January**

Meet at the entrance of the art museum  
Bring your own pencils

On the third Saturday in January.

Two full hours.

At the entrance of the museum.

The lessons are free.

They need to bring their own pencils.

Once a month.

The children between the ages of 10 and 14.

1 How much are the drawing lessons?  
.....

2 When is the first lesson?  
.....

3 Where do the children meet?  
.....

4 Who can come?  
.....

5 How often do the lessons take place?  
.....

6 How long is a lesson?  
.....


7 Do the children need to bring their own paper and pencils?  
.....

- 1 It's not safe to (*the in a place cross street wrong*) .....
- 2 Never text (*you're when walking*) .....
- 3 Don't forget to (*the seat belt fasten*) .....
- 4 Stop if you need to (*a call make*) .....
- 5 Always look both ways (*a street before crossing*) .....
- 6 When it's dark outside, (*reflector a wear*) .....
- 7 Don't wear your headphones (*cycling when you're*) .....



Dear Gina,  
So sad you're in hospital.  
Hope you're feeling better!  
Get well soon.

Love,  
Granny and Grandad



Dear Naomi,  
I'm sorry you're sick.  
Missing all the fun without you.  
Get well soon.

Love,  
Andy



Dear Mrs Harrington,  
We're so sorry that you're sick and  
can't come to school.  
Hope to see you back on your feet soon!

Love,  
Sadie and Susie

**b** Kirjuta kaart Sandrale.

Sandra had a bike accident yesterday and she broke her arm. She's in hospital now. Write her a get-well card.

.....

.....

.....

.....

.....

.....

**9** Järjesta kellaajad. Alusta kõige varasemast.

- |   |   |   |
|---|---|---|
| <input type="checkbox"/> five past two                              | <input type="checkbox"/> two o'clock        | <input type="checkbox"/> quarter to three |
| <input type="checkbox"/> ten past three                             | <input type="checkbox"/> half past four     | <input type="checkbox"/> ten to four      |
| <input checked="" type="checkbox"/> <del>quarter past one</del>     | <input type="checkbox"/> twenty five to six | <input type="checkbox"/> five o'clock     |
| <input checked="" type="checkbox"/> <del>twenty five past one</del> | <input type="checkbox"/> twenty to four     | <input type="checkbox"/> five to six      |
| <input type="checkbox"/> twenty past three                          |   |   |

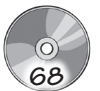
**Write:**

1.15 1.25

.....

.....

**10** Kuula ja kirjuta kellaajad.



- |              |          |          |          |          |          |
|--------------|----------|----------|----------|----------|----------|
| 1 3.15 ..... | 6 .....  | 11 ..... | 15 ..... | 19 ..... | 23 ..... |
| 2 .....      | 7 .....  | 12 ..... | 16 ..... | 20 ..... | 24 ..... |
| 3 .....      | 8 .....  | 13 ..... | 17 ..... | 21 ..... | 25 ..... |
| 4 .....      | 9 .....  | 14 ..... | 18 ..... | 22 ..... |          |
| 5 .....      | 10 ..... |          |          |          |          |

# Ebareeglipäraste tegusõnade 3 põhivormi

|        |            |           |                         |
|--------|------------|-----------|-------------------------|
| be     | was / were | been      | olema                   |
| beat   | beat       | beaten    | lööma, kedagi võitma    |
| become | became     | become    | saama kelleksi; muutuma |
| bite   | bit        | bitten    | hammustama              |
| buy    | bought     | bought    | ostma                   |
| break  | broke      | broken    | murdma; murduma         |
| bring  | brought    | brought   | tooma                   |
| build  | built      | built     | ehitama                 |
| burst  | burst      | burst     | puhkema; lõhkema        |
| catch  | caught     | caught    | (kinni) püüdma          |
| choose | chose      | chosen    | valima                  |
| come   | came       | come      | tulema                  |
| cut    | cut        | cut       | lõikama                 |
| do     | did        | done      | tegema                  |
| draw   | drew       | drawn     | joonistama              |
| drink  | drank      | drunk     | jooma                   |
| drive  | drove      | driven    | sõidukit juhtima        |
| eat    | ate        | eaten     | sööma                   |
| feel   | felt       | felt      | tundma                  |
| find   | found      | found     | leidma                  |
| forget | forgot     | forgotten | unustama                |
| get    | got        | got       | saama                   |
| give   | gave       | given     | andma                   |
| go     | went       | gone      | minema                  |
| have   | had        | had       | omama                   |
| hear   | heard      | heard     | kuulma                  |
| hold   | held       | held      | hoidma; pidama          |
| keep   | kept       | kept      | hoidma; pidama          |
| know   | knew       | known     | teadma                  |
| lay    | laid       | laid      | asetama                 |
| lead   | led        | led       | juhtima, juhutama       |
| leave  | left       | left      | lahkuma; jätma          |