

Ülle Kurm ♦ Ene Šoolepp

I Love English

Workbook

1

4 Vali ja kirjuta iga lapse juurde nimi.
Seejärel kirjuta nimed sobivale reale.

Lucy Samuel Alfie Charlie Betty Hannah
Jacob George Katie Sophie William Olivia



Boys:

Girls:

5 Loe tähestikku. Kirjuta eelmises harjutuses olnud laste nimed tähestiku järjekorras.

A B C D E F G H I J K L M N O P Q R S T U V W X Y Z

1 Alfie

5

9

2

6

10

3 Charlie

7

11

4

8

12

6 Kirjuta sõnad sobivale reale.

cat

four

dad

horse

mum

number

teacher

three

1 [ʌ]

3 [æ]

2 [ɔ:]

4 [i:]

7 Kirjuta sõnad.

1 [tu:]

4 ['fæməli]

2 [dæd]

5 [θri:]

3 [ju:]

6 [farv]

8 Tõmba joon alla tegusõna BE (olema) vormidele. Tõlgi laused.

1 My name is Peter.

2 I'm Jo.

3 What's your name?

4 She's my friend.

5 These are my sisters.

6 This is my big brother.



9 Kirjuta tähereast laused.

johnisaboyiamastudentmymumisanenglishteachermyfriendisfromamericatinaisabiggirlmycat'snameisjelly

1

4

2

5

3

6

4 Kirjuta sõnad tähestikulises järjekorras.

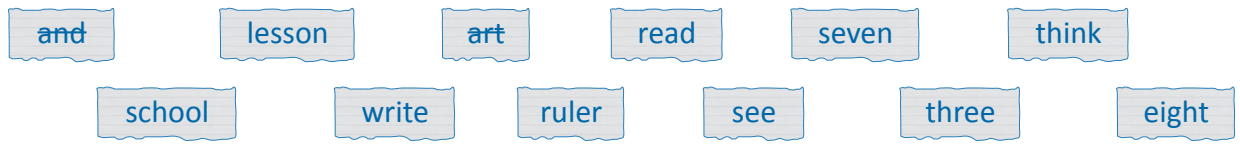
A B C D E F G H I J K L M N O P Q R S T U V W X Y Z



- | | | |
|--------------------|---------|----------|
| 1 bag | 5 | 9 |
| 2 | 6 | 10 |
| 3 | 7 | |
| 4 | 8 | |

5 Kirjuta puuduolevad tähed ja seejärel sõnad tähestikulises järjekorras.

A B _ D E _ G H I _ K L M N _ P Q R S _ U V _ X _ Z






- | | | |
|--------------------|---------|----------|
| 1 and | 5 | 9 |
| 2 art | 6 | 10 |
| 3 | 7 | 11 |
| 4 | 8 | 12 |

6 Leia õpiku lõpus olevast tähestikulisest sõnastikust sõnad **diary**, **eight**, **red**. Kirjuta, mis sõna eelneb ja järgneb nendele sõnadele.

- | | | |
|----------------|----------------|--------------|
| | | |
| 1 diary | 2 eight | 3 red |
| | | |

7

Leia õpiku lõpus olevast tähestikulisest sõnastikust allpool olevad sõnad ja häälda neid. Kirjuta sõnade tähendus.



1 spider ämblik

4 hill

2 bear


5 country

3 truck


6 lake

8

Lahenda rist sõna.



5



		V							B
B									
		G						B	
			N		V				
		E							

10

7



6 Kirjuta

1 viis ingliskeelset sõna, mis tunduvad sulle ilusad või huvitavad.

.....

2 viis ingliskeelset sõna, mis tunduvad sulle rasked.

.....

3 viis ingliskeelset sõna, milles on häälikud *ſ, θ, ð, ʒ*: või *ʌ*.

.....

7 Mängi laevade pommitamist.

- ! **Miss** – Mööda!
- ! **Hit** – Pihta!
- ! **Sunk** – Põhjas!



Joonista laevad alljärgnevalt:

- 1 x 6 ruutu
- 2 x 4 ruutu
- 3 x 3 ruutu
- 4 x 2 ruutu

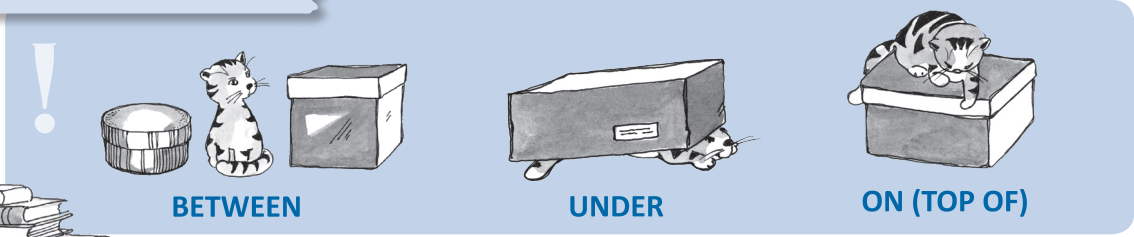
	1	2	3	4	5	6	7	8	9	10
A										
B										
C										
D										
E										
F										
G										
H										
I										
J										

	1	2	3	4	5	6	7	8	9	10
A										
B										
C										
D										
E										
F										
G										
H										
I										
J										

8 Tõlgi laused.

- 1 Need on mu venna sõjalaevad.
- 2 See seal on mu vanaisa mobiiltelefon.
- 3 Mis su sõbra nimi on?
- 4 Mu pinal ei ole mu kotis.
- 5 Mis su telefoninumber on?

1 Loe ja värvi raamatud.



The big red book is under a big black book. The green book is between the black book and the yellow book. The small brown book is between the yellow book and the purple book. The orange book is on top of the other books.

2 Vaata pilti ja kirjuta lausetesse sobivad eessõnad.

- in
- on
- under
- between
- next to

- 1 The box is the table.
- 2 The ball is the box.
- 3 The chair is the table.
- 4 The boy is the chair.
- 5 The bag is the book.
- 6 The book is the bag and the chair.
- 7 The cat is the bag.
- 8 The ladybird is the book.



2 Küsitle viit klassikaaslast. Tee linnuke sobiva värvi juurde.

What's your favourite colour?



name	black	red	blue	green	brown	pink	orange	grey	yellow

3 Loe ja joonista koletis.

I've got a big body and six short legs. My body is green and my legs are purple. My tail is really long. I can touch my nose with it. My left ear is big and my right ear is small. My mouth is between two eyes. My eyes are red and my teeth are black.



4 Ühenda laused sobiva sõnaga.

! and – ja, ning
but – aga, kuid
or – või

- 1 Sandra can sing and dance very well.
- 2 I can ride a bike but I can't ride a horse.
- 3 I can read write.
- 4 Laura can sing hum.
- 5 Duffy can run he can't jump.
- 6 She can touch her knees she can't touch her toes.
- 7 Lucy can draw a zebra she can't draw a spider.
- 8 His grandad can speak Russian English.
- 9 Is this pen blue black?

5

Loe ja värvi riided. Täienda lauseid eessõnade ja värvide nimetustega. Kirjuta laste nimed piltide alla.

EMMA

OLIVIA

JIM

SAM

between

next to

1 Jim is next to Olivia. His trousers are
and his T-shirt is red. His jacket is

2 Olivia's shoes are red. Her dress is
Her hat is She's
Jim and Emma.

3 Emma is Olivia and Sam.
Her skirt is pink and her shoes are purple. Her top is
.....

4 Sam is Emma. His shoes
are brown and his T-shirt is yellow.
His trousers are



.....
.....

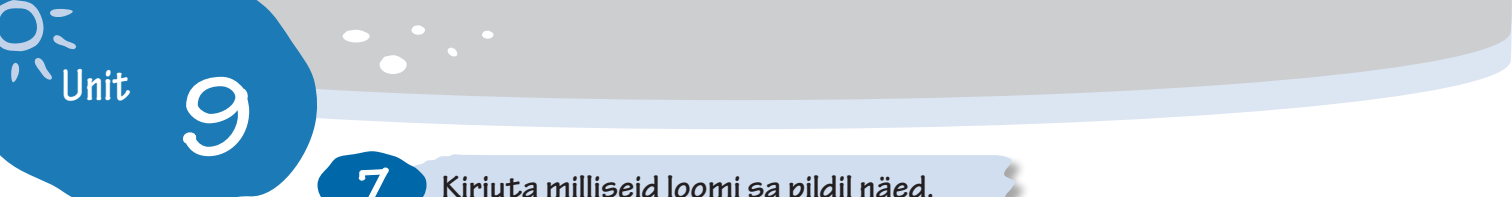
6

Kirjuta vastus ühe sõnaga.

- 1 How many legs has a butterfly got?
- 2 How many workbooks have you got in your bag?
- 3 How many legs has a spider got?
- 4 How old are you?
- 5 How many rubbers have you got in your pencil case?
- 6 How many letters are in the word *shoulder*?

Six.

.....
.....
.....
.....
.....
.....



7 Kirjuta milliseid loomi sa pildil näed.

- mouse giraffe frog
- mice dog
- zebra rabbit cat
- horse
- monkey lamb
- squirrel

I can see

.....

.....

.....

.....

.....

.....

.....

.....



8 Kirjuta sõnad inglise ja eesti keeles.

- 1 [dʒə'ra:f]
- 2 [maʊθ]
- 3 ['bɒdi]
- 4 [teɪl]
- 5 [nəʊz]
- 6 ['spɑɪdə]

9

Leia sõnade hulgast kokkusobivad paarid ja kirjuta need.
Alusta, kirjutades ülemisel ribal olevad sõnad tähestikulises järjekorras.

hand stripe boring fairy jacket draw student

coat fantastic leg monster spot teacher write

- | | | | | |
|---|--------|-----------|---|-------|
| 1 | boring | fantastic | 5 | |
| 2 | draw | | 6 | |
| 3 | | | 7 | |
| 4 | | | | |

10

Loe Grace'i kohta ja värvi tema pilt. Joonista ja kirjuta iseendast.



I'm Grace. I'm eight years old.
I've got short blonde hair.
My eyes are grey.

I'm

.....

.....

.....

.....

11

Tõlgi laused.

- 1 See on mu parem käsi.
- 2 Puuduta oma vasakut õlga.
- 3 Kas sa saad oma varbaid puudutada?
- 4 Mu põlv valutab.
- 5 Mul on sinised silmad.

Lühivormid

I'm	I am	ma olen
you're	you are	sa oled; te olete
he's	he is	ta (<i>meessoost</i>) on
she's	she is	ta (<i>naissoost</i>) on
we're	we are	me oleme
they're	they are	nad on
he isn't	he is not	ta (<i>meessoost</i>) ei ole
she isn't	she is not	ta (<i>naissoost</i>) ei ole
it isn't	it is not	see ei ole
I've got	I have got	mul on
you've got	you have got	sul on
he's got	he has got	tal on
she's got	she has got	tal on
we've got	we have got	meil on
they've got	they have got	neil on
let's	let us	<i>kaasakutsuv fraas</i>
that's	that is	see on
there's	there is	<i>lause alguse fraas</i>