

Ölle Kurm

I Love English

Student's Book

1

Õppekomplekti ülevaade

Õppetükk	Sõnavara	Suhtlemiseks	Keeleteadmised
UNIT 1 Hello	I'm from ... This is ... Estonia, Britain, America, Finland	Hello. / Hi. Good morning. Good bye. / Bye-bye. Sorry. That's OK. I'm ... What's your name?	I am = I'm he / she He is = He's She is = She's
UNIT 2 Family	mum, dad, sister, brother, granny, grandad, cat, dog, friend	This is He's my ... My name is ... My dad's name is ... What's your name? Spell A-G Your ... is / are beautiful. Thanks.	my / his / her friend's dog this / these boy / boys is / are
UNIT 3 Numbers	Numbers 1-6 music, sport, football puzzles, ... class teacher A-Z	I'm good at ... Are you in year three / a year-three student? And you? Mr / Mrs / Miss Spell your name.	Is it ...? – Yes, it is. / No, it isn't.
UNIT 4 School	read, write pen, pencil, bag, diary, workbook, ruler, pencil case, ... Numbers 7-10	I think I'm ... room number one-two-one What a mess! I can help you. Yes, of course. How many ...? My mobile number is ...	you are = you're we are = we're they are = they're a cat / an apple Where's ...?
UNIT 5 Blackbirds Show what you know	black, white, green, ... bird, frog; hill, wall word, colour, letter verb, long, short	Come back.	
UNIT 6 Colours	red, yellow, pink, ... trousers, shirt, dress, coat, hat, scarf, ...	My coat is ... What's your favourite ...?	Is / Are ... green? Yes, it is / they are. No, it isn't / they aren't. boys' shirts next to, between, under, ...

UNIT 7 Time	Numbers 11–12 sad, happy, bored, upset, tired	What's the time? What time is it? It's ... (o'clock). Excuse me ... Let's ... – Great! That's right / wrong.	I am not = I'm not He / she is = He / She isn't Are you ...?
UNIT 8 After school	play, draw, read, swing, dance, do, ride, ...	I can do sudokus. I can go out after school. Can you help me? Go and play with ...! Fantastic! / It's boring! In my free time ...	I can ... Can you ...? Yes, I can. / No, I can't. our / their
UNIT 9 Body	head, hair, eye, ... zebra, mouse, ...	My left / right hand ... My knee hurts. Can you get me ...? Oh no! Poor you!	I have got = I've got
UNIT 10 Toys Show what you know	doll, car, kite, ... Numbers 13–20	Come and play! Let's go and play!	me / him / her have / has got Have you got ...? Yes, I have. / No, I haven't.
UNIT 11 Days	Sunday, Monday, ... music, art, PE, ... board, door, ... sit, stand, talk, ...	Can you come to my place? Sorry, I can't. I'm busy. on Monday / at the weekend	I'm reading.
UNIT 12 Home	sleep, cook, mend, tidy, clean, wash up living room, kitchen, bathroom, ...	What are you doing? I'm washing up. What about ...? That's not right.	He's / She's working. We're / They're working. Is he working? Yes, he is. No, he isn't.
UNIT 13 Town	country, town, flag, (capital) city, house, cottage, flat ... post office, car park ... river, sea, ...	I'm proud of ... I feel good about ... I live in ... Where's ...? It's behind ...	There is / are next to, between, in front of, behind
UNIT 14 Seasons	January, February, ... spring, summer, ... Easter, Father's Day, ...	It's windy. It snows. Let's go skiing. Make pancakes.	It's hot. When is ...?
UNIT 15 Shopping Show what you know	chocolate, yogurt, ... euro, cent	An apple for me, please. How much is it? It's ... euros / cents. Where can I buy ...?	How much is ...?



5

Kuula, korda ja pöördu sama fraasiga klassikaaslaste poole.



Hi, Ellie.
How are you?



6


Kuula ja loe rütmisalmi.



Hi, how are you?
Hi, how are you?
Fine, thanks. And you?
Fine, thanks. And you?
I'm fine, too.
I'm fine, too.

7

Kuula ja korda.



Λ



ɑ:



ɒ



ɔ:



æ



8

Tõsta käsi, kui kuuled sõnas lühikest häälikut.





9

Kuula ja korda.



10

Kuula ja loe rütmisalmi.



Let's play football!
Let's play football!
Football, football.
Great! Great!



11

Kuula ja loe rütmisalmi.



Sorry. I'm sorry.
Sorry. I'm sorry.
That's OK.
That's OK.





1

Kuula, loe ja jätkka rütmisalmi.



I think I'm bright.
I can read and write.
I think I'm really bright.
I'm bright.



I think you're bright.
You can read and write.
I think you're really bright.
You're bright.



I think she's bright.
She can read and write.
I think she's really bright.
She's bright.



I think he's ...



I think we're ...



I think they're ...



Jäta meelde


We are = We're – Me oleme
You are = You're – Te olete / Sa oled
They are = They're – Nad on

2

Vaata ja korda.



pen



'pensl keis



'ru:lə



'rəbə



'wɜ:kbu:k



'daɪəri



bæg

pen
pencil case
ruler
rubber
workbook
diary
bag



3

Vaata pilti ja ütle, mida näed.

Alusta nii:

I can see a ruler.


I can see two ...



Jäta meelde

Artikkel **a** / **an** esineb sõna ees, kui tegemist on ühe asja või elusolendiga.

a cat **an** apple



1

Kuula ja korda.



Sunday

Tuesday

Thursday

Saturday

Monday

Wednesday


Friday

2

Kuula ja loe rütmisalmi.



I'm busy on Monday,
I'm busy on Tuesday,
I'm busy on Wednesday, too.
I'm busy on Thursday.
I'm busy on Friday
I'm busy at the weekend, too.
What about you?
Are you busy too?



3

Kuula ja loe.



Olivia: Can you come to my
place after school?

Emma: Sorry, I can't. I'm really busy.
But I can come **on Friday**.

Olivia: Great. What time?

Emma: **At about six**.

Olivia: OK. See you then.

Emma: See you.



4

Harjuta koos kaaslasega. Lugege dialoogi erinevate päevade ja kellaaegade, muutes punasega tähistatud fraase.

5

Loe ja harjuta. Esitage Sami vestlust teiste sõpradega, asendades punasega kirjutatud lauset ja nimesid.



Sam: Hi, Ben. It's me, Sam.

Ben: Hi, Sam. What are you doing?

Sam: I'm going out. What are you doing?

Ben: I'm reading.




I'M PLAYING
WITH MY CAT.



Olivia

I'M DOING
MY HOMEWORK.

Jack



I'M EATING
ICE CREAM.



Holly

I'M PLAYING
THE DRUMS.

Peter



Jäta meelde

I **am** reading. = I'm reading. – Ma loen (praegu).

What **are** you doing? – Mida sa teed?

6

Vaata pilte harjutuses 5 ja ütle, mida lapsed parajasti teevad.

Sam is calling his friends. He is going out.

Ben is reading.

Jäta meelde

He **is** reading. = He's reading. – Ta loeb (just praegu).



10

Harjutage kõik koos. Üks õpilane pöörab selja ja teine on näoga klassi poole. Kõik ülejäänud vahetavad kohti ja matkivad mingit õpitud tegevust. Seljaga seisev õpilane püüab ära arvata, mida igaüks teeb või kus ta asub. Näoga seisev õpilane vastab küsimusele. Jaatava vastuse korral pöörab näoga seisev õpilane selja ja tema asemele tuleb õpilane, kelle tegevus arvati ära.

Is Karl washing up?

Is he riding a bike?



No, he isn't.

Yes, he is. –
It's my turn now!

Jäta meelde

Is Ben **sitting** next to Sally?

No, he **isn't**.

Yes, he **is**.

– Kas Ben istub Sally kõrval?

– Ei, ta ei istu.

– Jah, istub.

11

Lõpeta laused eluruumide nimetustega.

- 1 I can wash my hair in ...
- 2 I can have a shower in ...
- 3 I can have breakfast in ...
- 4 I can play with my friends in ...
- 5 I can do my homework in ...
- 6 I can watch TV in ...
- 7 I can wash my hands in ...
- 8 I can have a nap in ...
- 9 I can read a book in ...
- 10 I can use a computer in ...
- 11 I can have a pee in ...



1

Kuula ja loe.



I'm proud of my country.
I'm proud of my flag.
I feel good about my school –
I think it's really good.

2

Kuula ja loe.



My country is Estonia. It's a small country.
The colours of the flag are blue, black, and white.
Tallinn is the capital of Estonia. It's old and beautiful.
My home town is Tartu.

My country is the United Kingdom.
The flag is called the Union Flag.
London is the capital city of my country.
It's on the River Thames.
I live in Oxford.



My country is the United States.
The flag is called the Stars and Stripes.
Washington D.C. is the capital city of my country.
The White House is the home of the President of the US.

Extra reading



This is Annika. She is from America. She lives in Liminga, the USA. Ani is nine years old. In America children start school when they are six. Ani's school is small but it is good.



Ani is good at music. Here she is in a school holiday programme for parents. Can you see her?



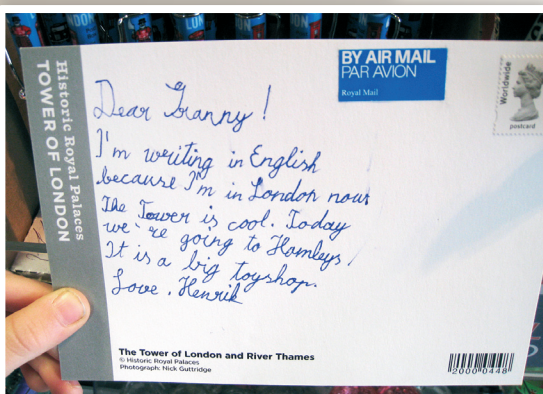
This is Ani's grandparents' living room. Ani and her grandpa are reading a book. Ani likes books and she's good at reading and drawing.



Ani and her friends often play with their American Girl dolls. Ani and her friend Katie are having a tea party with their dolls. Ani's doll's name is Rebecca. Katie's doll's name is Lanie. What are the girls wearing? What are the dolls wearing?



Henrik is in London Transport Museum. There are old and new buses, double-deckers, and trains at the museum. They are really interesting. Henrik is sitting on the driver's seat of an underground train.



Henrik likes the postcards of London. He sends some cards to his family. Here he is writing a card to his granny. You can read his card.

Unit vocabulary

Unit 1 Hello

1 unit	[ˈjuːnɪt]	õppetükk
2 Hello.	[həˈləʊ]	Tere!
3 Hi.	[haɪ]	Tere!
4 I	[aɪ]	mina, ma
5 am	[əm, æm]	olen
I'm = I am	[aɪm]	ma olen
6 I'm from		Ma olen pärit
7 Britain	[ˈbrɪtn]	Britannia
8 America	[əˈmerɪkə]	Ameerika
9 Finland	[ˈfɪnlənd]	Soome
10 Estonia	[esˈtəʊniə]	Eesti
11 and	[ənd; ænd]	ja, ning
12 you	[juː]	sina, teie
13 he	[hi; hiː]	tema (<i>meessoost</i>)
14 she	[ʃi; ʃiː]	tema (<i>naissoost</i>)
15 this	[ðɪs]	see
16 is	[ɪz]	on (<i>olema</i> 3. pööre ainsuses)
17 He's / She's from		Ta on pärit
18 good	[ɡʊd]	hea
19 morning	[ˈmɔːnɪŋ]	hommik
Good morning!		Tere hommikust!
20 Miss		preili
21 what	[wɒt]	mis (<i>küsisõna</i>)
what's = what is		mis on
22 your	[jɔː]	sinu; teie
23 name	[neɪm]	nimi
24 Sorry.	[ˈsɒri]	Vabandust.
25 late	[leɪt]	hilja
Sorry, I'm late.		Vabandust, et ma hilinesin.
26 that	[ðæt]	see (seal)
that's = that is		see on
27 OK	[əʊˈkeɪ]	okei, korras, hästi
That's OK.		<i>siin</i> : Sellest pole midagi.
28 Goodbye!	[ˌɡʊdˈbaɪ]	Head päeva! Head aega!
29 Bye-bye!	[baɪˈbaɪ]	Head päeva! Head aega!

1

2

3

4

5

6

7

8

9

10

11

12

13

14

15